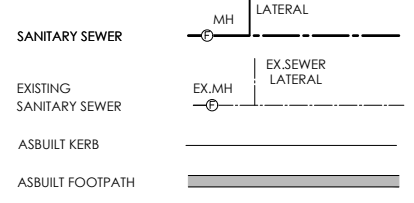


AMENDMENTS:		
AMENDMENT	DATE	DESCRIPTION

- NOTES:
- 1) This plan has been prepared for sewer asbuilt purposes only. No liability is accepted if the plan is used for any other purpose.
  - 2) Any measurements taken from information which is not dimensioned on the electronic copy are at the risk of the recipient.
  - 3) All sewer laterals are Ø100mm uPVC SN16.
  - 4) All lateral positions have been provided by C & A Cox Ltd and have not been verified. No liability is accepted in relation to their locations.
  - 5) Origin of Levels:  
SS 11A SO 797  
Brass Plaque  
RL=9.42m  
  
All levels in terms of Lyttelton Vertical Datum 1937.  
Levels pre 2010 & 2011 Canterbury earthquakes.
  - 6) All roading and footpath information is asbuilt.

SERVICES



116 Wrights Road P O Box 679 Christchurch 8140. New Zealand  
Telephone: 03 379-0793 Website: www.dls.co.nz E-mail: office@dls.co.nz

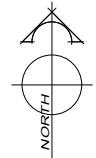
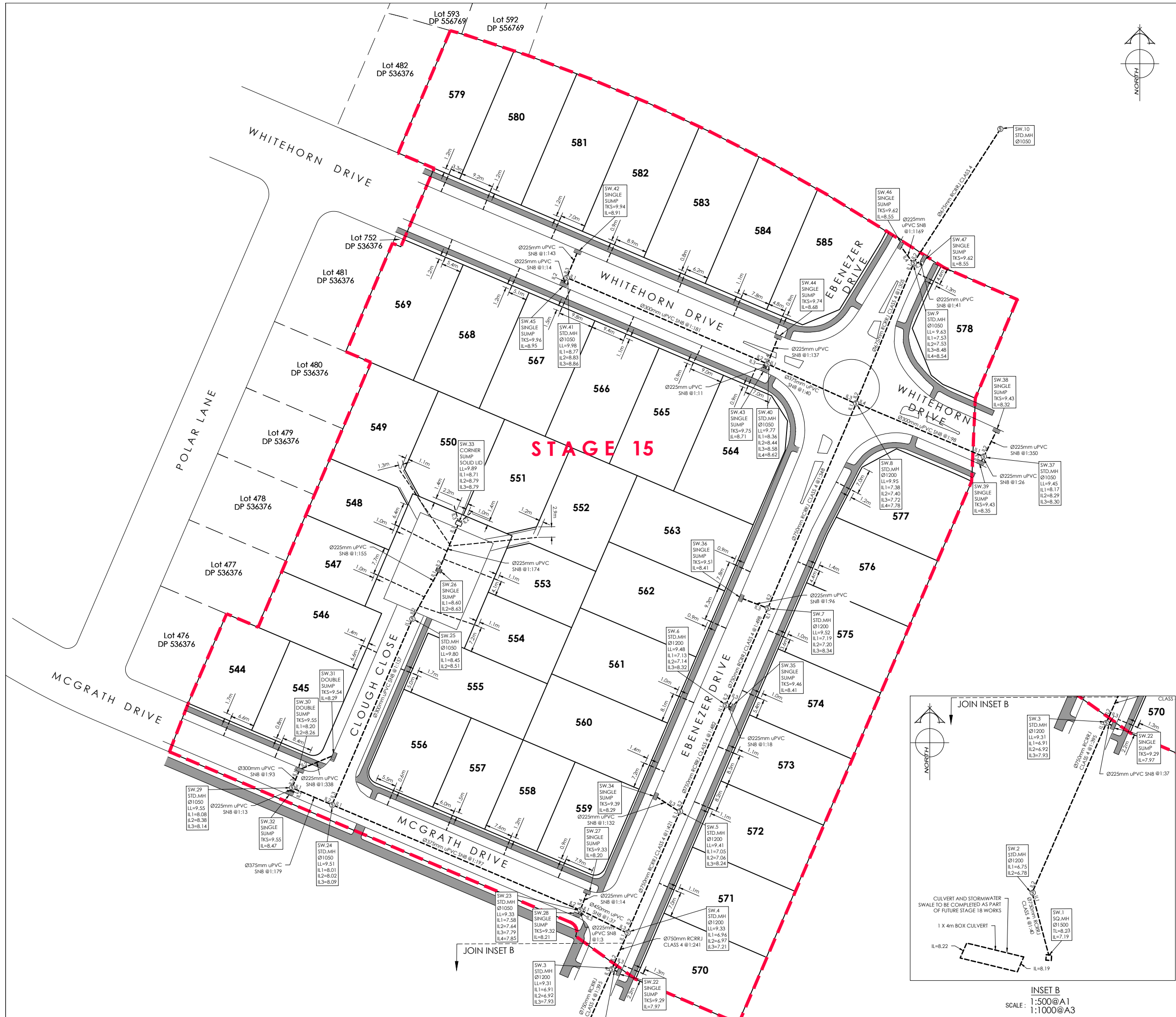
JOB TITLE:  
**Rosemeryn - Stage 15**

SHEET TITLE:  
**Sewer Asbuilt**

DRAWING STATUS:  
**Asbuilt**

SCALE: 1:500@A1 DATE: August 2021  
1:1000@A3

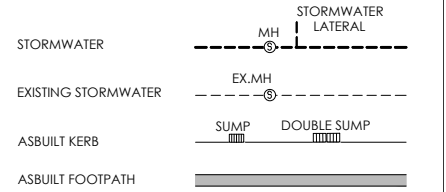
CAD FILE: J:\2019\Asbuilts\E20198\_AB\_NZTM\_R0.dwg DRAWN: DG  
DRAWING No: SHEET No: REVISION:  
**E20198.AB.SS01 R0**



AMENDMENTS:		
AMENDMENT	DATE	DESCRIPTION

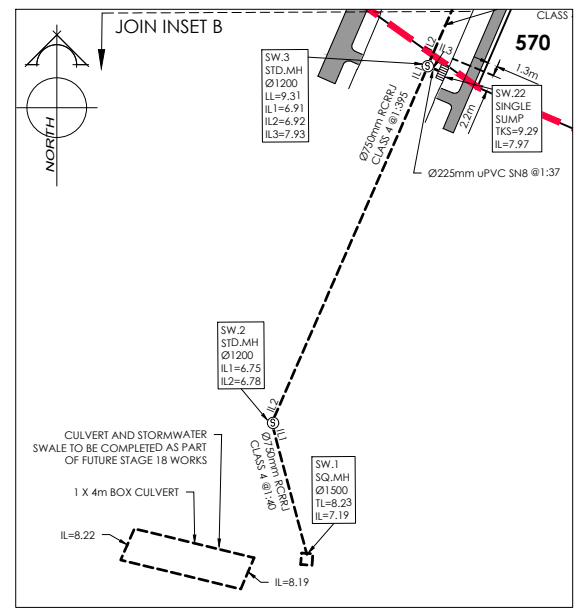
- NOTES:
- 1) This plan has been prepared for stormwater asbuilt purposes only. No liability is accepted if the plan is used for any other purpose.
  - 2) Any measurements taken from information which is not dimensioned on the electronic copy are at the risk of the recipient.
  - 3) All connections to kerb adaptors are evident on site.
  - 4) All stormwater pipes up to Ø525mm are uPVC SN8. All concrete pipes are Class 4.
  - 5) All stormwater laterals are Ø100mm uPVC SN16.
  - 6) The lateral positions have been provided by C & A Cox Ltd and have not been verified. No liability is accepted in relation to their locations.
  - 7) Origin of Levels:  
SS 11A SO 797  
Brass Plaque  
RL=9.42m  
  
All levels in terms of Lyttelton Vertical Datum 1937.  
Levels pre 2010 & 2011 Canterbury earthquakes.
  - 8) All roading and footpath information is asbuilt.

**LEGEND**



116 Wrights Road P O Box 679 Christchurch 8140. New Zealand  
Telephone: 03 379-0793 Website: www.dls.co.nz E-mail: office@dls.co.nz

JOB TITLE:		<b>Rosemerryn - Stage 15</b>	
SHEET TITLE:		<b>Stormwater Asbuilt</b>	
DRAWING STATUS:		<b>Asbuilt</b>	
SCALE:	1:500@A1	DATE:	August 2021
	1:1000@A3		
CAD FILE:	J:\2019\Asbuilt\E20198_AB_NZTM_R0.dwg	DRAWN:	DG
DRAWING No:	E20198.AB.SW01	SHEET No:	R0
REVISION:			

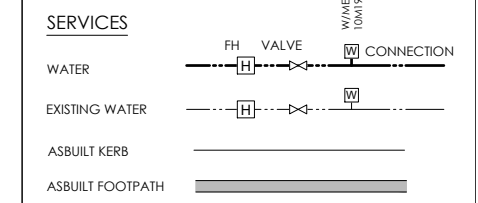


INSET B  
SCALE: 1:500@A1  
1:1000@A3



AMENDMENTS:		
AMENDMENT	DATE	DESCRIPTION

- NOTES:
- 1) This plan has been prepared for water asbuilt purposes only. No liability is accepted if the plan is used for any other purpose.
  - 2) Any measurements taken from information which is not dimensioned on the electronic copy are at the risk of the recipient.
  - 3) All submains are Ø63mm (OD) PE BlueLine PN12.5 with associated fittings.
  - 4) All house connections are 25mm poly and include gate valve, toby box, tapping band and ferrule.
  - 5) All water laterals are Ø25mm PE BlueLine PN12.5 with associated fittings unless otherwise specified.
  - 6) All watermains are uPVC PN12.
  - 7) All roading and footpath information is asbuilt.



**DAVE LOVELL-SMITH**  
 PLANNING SURVEYING ENGINEERING

116 Wrights Road P O Box 679 Christchurch 8140. New Zealand  
 Telephone: 03 379-0793 Website: www.dls.co.nz E-mail: office@dls.co.nz

JOB TITLE:  
**Rosemerryn - Stage 15**

SHEET TITLE:  
**Water Asbuilt**

DRAWING STATUS:  
**Asbuilt**

SCALE: 1:500@A1 DATE: August 2021  
 1:1000@A3

CAD FILE: J:\2019\Asbuilt\E20198\_AB\_NZIM\_R0.dwg DRAWN: DG  
 DRAWING No: E20198.AB.WS01 SHEET No: REVISION: R0